

# ENGLISH

## WARNING !

Before proceeding with the boil and bite fitting process, please read the following procedure carefully and ensure it is fully understood before proceeding. The hot water may injure the skin – handle with care.

## FITTING INSTRUCTIONS

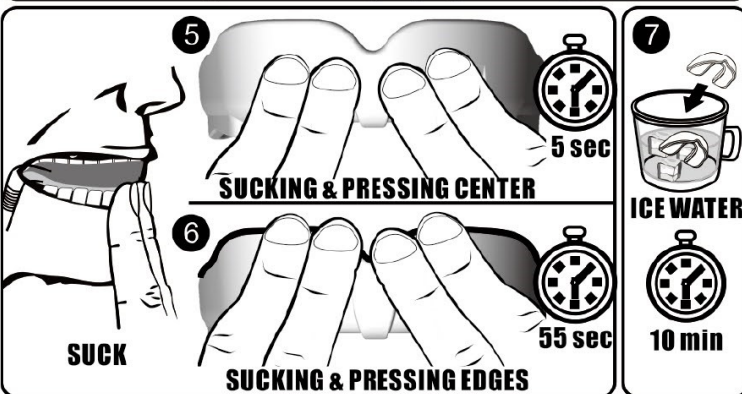
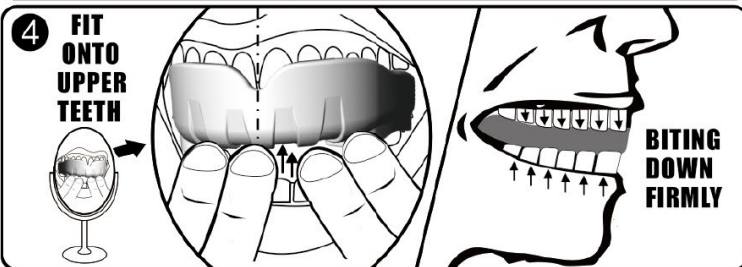
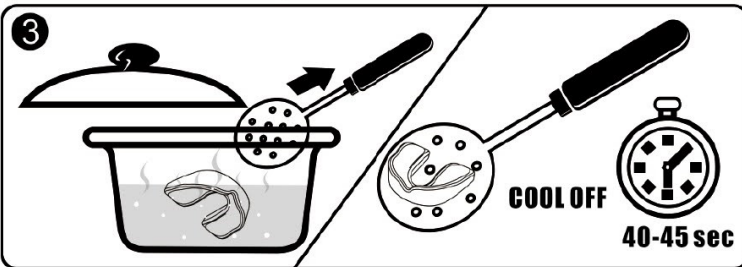
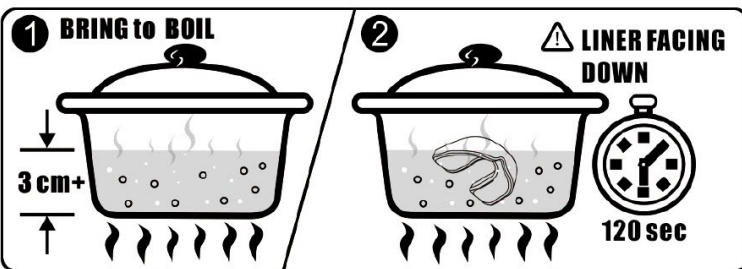
Place the unheated mouthguard into your mouth to familiarize yourself with the most comfortable fit. The more surfaces of the teeth that the mouth-guard can cling to, the better the protection that will be provided.

You will need: 1 pot with water, 1 slotted spoon, 1 cup of ice water, 1 mirror, and 1 timer.

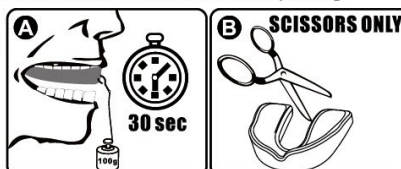


Procedure:

1-7: Please follow the steps detailed in illustrations from 1 to 7.



- Place the mouthguard in the mouth and test for a secure, comfortable fit.
- If the mouthguard does not fit comfortably, or does not stay in place (a suitably-fitted mouthguard should withstand hanging a 100 g weight for at least 30 seconds without falling off – image A), allow a few minutes to rest before repeating procedures 1 – 7 (procedures 5 and 6 are the most important steps.)
- Only if necessary, carefully use a pair of scissors to trim off small pieces of the mouthguard. (image B)



# SIRIUS

## USER'S GUIDE

&

## FITTING INSTRUCTIONS

This mouthguard is dedicated for \_\_\_\_\_ use only.

From the date of \_\_\_\_\_ / \_\_\_\_\_ / \_\_\_\_\_

## SIRIUS USER'S GUIDE

Be sure to read the following safety precautions before using this mouthguard.

Keep this manual handy for later reference.

- This mouthguard passed in accordance with European PPE Regulation (EU) 2016/425 using SATRA M33 : 2011 - ISSUE 3 Performance Level 3 impact tests for players playing lesser contact sports and recreations such as Basketball, Cricket, Football / Soccer, Hockey, Rugby, Martial Arts and other contact sports.
- The classification of the SIRIUS Mouthguard type is a Type 2 mouth adapted mouthguards. suitable for Senior (ages 11 years and older).
- The impact performance level contains 3 levels (1, 2, 3) with level 1 offering the lowest level of protection and level 3 offers the highest level of protection.
- For full details of fitting, please see Fitting Instructions.
- DO NOT chew your mouthguard. It's protection, fit and durability may be greatly diminished.
- For wearers whose jaw is still in growth, primary dentition exfoliation, and secondary dentition eruption, the fit of the mouth-guard must be checked regularly by a responsible guardian. If the mouthguard is found to be loose or tight fitting to the teeth and gums, it must be replaced.
- These mouthguard should not be used with braces or other dental devices unless approved by the person filling the brace. You must consult a dentist or orthodontist fitting a brace or other device to the teeth concerning the suitability of this or any other mouthguard.
- Material: FDA grade EVA, TPR and PP materials.
- After each use, wash mouthguard and box by rinsing with fresh water (no hotter than 35 °C / 95 °F), and allow to air-dry.
- Visually check your mouthguard after each use, checking for signs of wear. The mouth-guard should be replaced immediately if the mouthguard biting surface is cracked or split, or if the inner material has separated from the outer shell.
- Dependant upon the regularity and severity of use, your mouth-guard should be replaced every 2 years, although this may vary and products should be visually inspected prior to each use for damage or other irregularities as outlined in (j), and checked for fit.
- The materials used in the construction of this mouthguard are not considered to cause sensitization or allergic reactions. However, if any discomfort or pain is felt during use of this mouthguard, a doctor or dental professional should be consulted.
- The mouthguard to be kept in the mouthguard box when not in use. This mouthguard box provides secure, clean storage for your mouthguard.
- WARNING: Do not allow any other person other than the named user to use the mouthguard. Please write users name indelibly on the mouthguard box.
- Choosing a Mouthguard: Please select a mouthguard of appropriate size and type based on the age range information provided by the manufacturer. Please ensure that the mouth guard you have chosen is of the correct type and performance level related to the sport and recreation that you will be using this mouth guard for. A list of all sporting activities that this mouth guard is intended to be suitable for is provided.

EU Type Examination carried out by:  
SATRA Technology Europe Ltd.  
Bracetown Business Park,  
Clonee County Meath, Dublin 15,  
Ireland D15 YN2P  
Notified Body #2777